








YOU ARE A GUIDE TO THE
WORLD OF LUXURY

 www.svrealstate.agency

 [svrealstate_agency](https://t.me/svrealstate_agency)

 [svrealstate_agency](https://wa.me/svrealstate_agency)

 svrealstate@agency

 +9 909 999 99 99

TOWN
SQUARE
DUBAI

by NSHAMA



Symphony
ON THE PARK



CONTENTS

04

COMMUNITY FACILITIES

05

TOWN SQUARE DUBAI

08

ABOUT SYMPHONY

09

INTERIOR & EXTERIOR

13

FACILITIES & LIFESTYLE

17

FLOOR PLANS



TOWN SQUARE DUBAI

KEY FACTS



10km
Jogging Trail



13km
Cycling Trail



260,000sqm
of Green Area



50,000sqm
Town Square Park



8,000sqm
Sports Area



over 250
Retail Outlets

COMMUNITY FACILITIES



Town Square Park



Swimming Pool



GYM



Basketball Courts



Carousel



Cycling Track



Jogging Track



Kids Play Area



Kids Train



Retail Outlets



Restaurants & Cafes



Splash Pad



Football Pitch



Squash & Tennis Court



Padel Court



Skate Park



Fitness Club



Pet Shop



Laundry Shop



Nurseries



Veterinary Clinic



Barbeque Area



Clinics



Pharmacies



Grooming & Beauty Services



Tailor Shop



Dog Park



Mosque



Supermarkets



Food Trucks



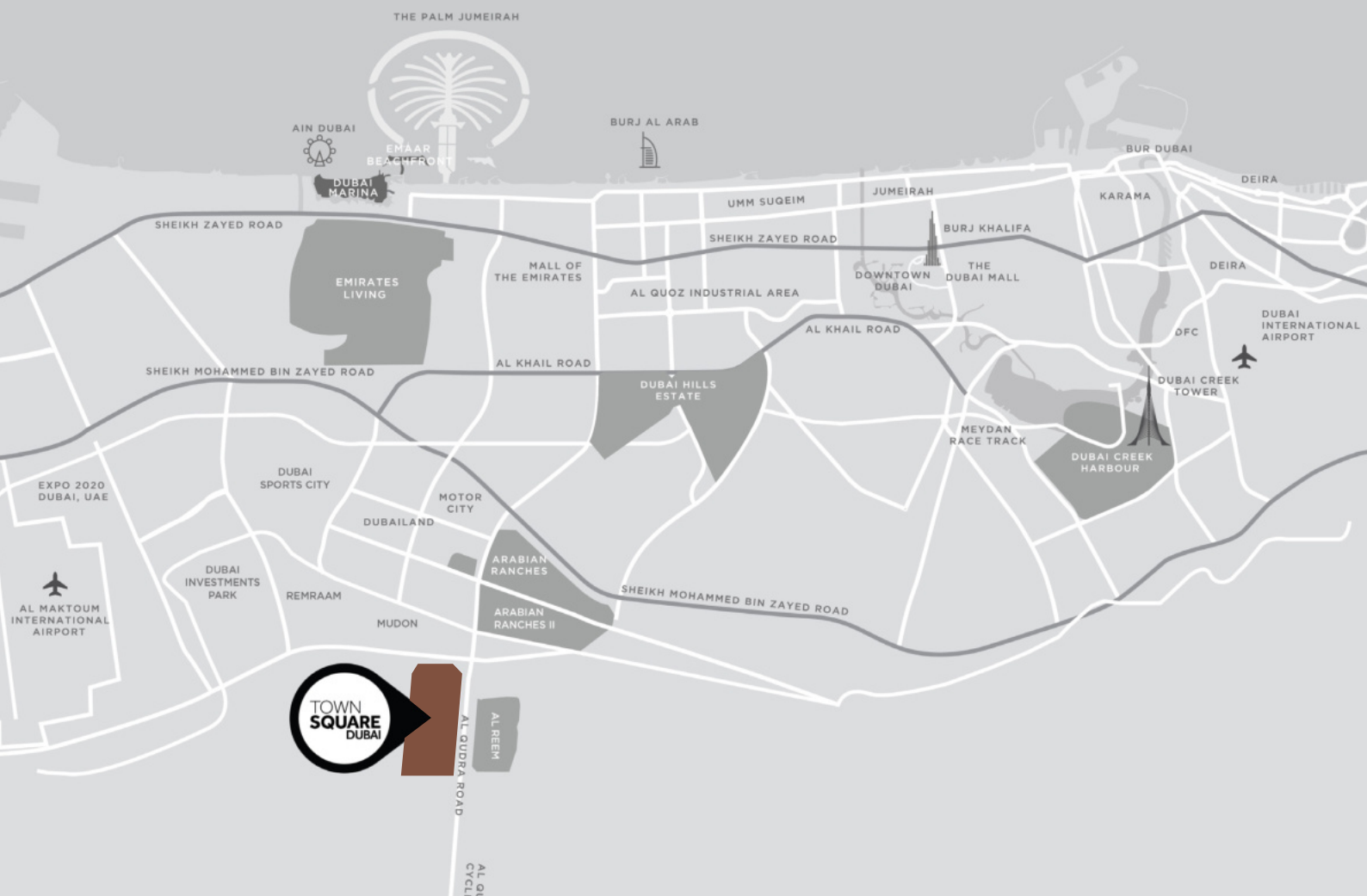
TOWN SQUARE DUBAI

With a central park and landscaped green spaces, the community offers a perfect setting for a healthy and peaceful lifestyle.

Surrounded by jogging trails, cycle lanes, cafes, restaurants and convenience retail, Town Square Dubai has everything you need as energy & warmth permeates every corner!



PAMPER YOURSELF WITH
AN ELEVATED LIFESTYLE



LOCATION PROXIMITIES



DUBAI INTL. AIRPORT

28 MIN



DUBAI MALL

29 MIN



BURJ AL ARAB

24 MIN



DUBAI HILLS MALL

20 MIN



DISTRICT 2020

20 MIN



DWC AIRPORT

25 MIN

Symphony

ON THE PARK

With a mix of 1, 2, 3 bedroom apartments the intuitive layouts are contemporary, keeping in mind privacy and comfort.

Come home to an airy, welcoming lobby, and unwind at the landscaped courtyard which houses a swimming pool, spacious deck and kids play areas.





THE LIVING SPACE YOU DESERVE

At Symphony on the Park, we're dedicated to exceptional interior design, where every detail is carefully crafted. Sit back and immerse yourself in the aesthetics of your bright open living area.

With glazed porcelain floors, in-built wardrobes and fitted kitchen, the modern aesthetics and practicality ensures that your home becomes a hub of efficiency and elegance.



SERENITY,
ELEGANCE
&
CONNECTIVITY



THE SHAPE OF EVERYDAY LIFE

Symphony on the Park brings unique character to the boulevard of Town Square, with vibrant and contemporary design.

Along with the calm curves of the architecture, residents are also offered unparalleled views to the lush green vistas of the boulevard.





RECREATIONAL AMENITIES

Live in a home where a variety of wellness, entertainment and leisure options are just a step away.



BBQ area &
Retail outlets



Swimming
Pool



Kids Play
Areas



Exclusive
Residential Gym





CREATE YOUR OWN
HAPPY PLACE



LIFE EXTENDS BEYOND YOUR HOME

You'll find a variety of stores that offer a warm and welcoming experience for residents, providing a diverse selection of establishments where you can explore, savor a meal, share coffee moments with friends, and unwind while embracing the ambience of the park.



FLOOR PLANS



1 BEDROOM | TYPE A

SUITE AREA	55.85 Sq.m / 601.16 Sq.ft
BALCONY AREA	4.36 Sq.m / 46.93 Sq.ft
TOTAL BUILT-UP AREA	60.21 Sq.m / 648.09 Sq.ft



*Balcony sizes vary

2 BEDROOM | TYPE A

AREA	MIN	MAX
SUITE AREA	82.93 Sq.m / 892.65 Sq.ft	84.52 Sq.m / 909.76 Sq.ft
BALCONY AREA	5.83 Sq.m / 62.75 Sq.ft	5.85 Sq.m / 62.97 Sq.ft
TOTAL BUILT-UP AREA	88.76 Sq.m / 955.40 Sq.ft	90.37 Sq.m / 972.73 Sq.ft



*Balcony sizes vary

2 BEDROOM | TYPE B

AREA	MIN	MAX
SUITE AREA	84.54 Sq.m / 909.98 Sq.ft	84.53 Sq.m / 909.87 Sq.ft
BALCONY AREA	4.36 Sq.m / 46.93 Sq.ft	5.85 Sq.m / 62.97 Sq.ft
TOTAL BUILT-UP AREA	88.9 Sq.m / 956.91 Sq.ft	90.38 Sq.m / 972.84 Sq.ft



*Balcony sizes vary

2 BEDROOM | TYPE C

SUITE AREA	77.02 Sq.m / 829.03 Sq.ft
BALCONY AREA	6.9 Sq.m / 74.27 Sq.ft
TOTAL BUILT-UP AREA	83.92 Sq.m / 903.30 Sq.ft



*Balcony sizes vary

2 BEDROOM | TYPE F

AREA	MIN	MAX
SUITE AREA	79.47 Sq.m / 855.40 Sq.ft	79.51 Sq.m / 855.83 Sq.ft
BALCONY AREA	6.67 Sq.m / 71.79 Sq.ft	7.01 Sq.m / 75.45 Sq.ft
TOTAL BUILT-UP AREA	86.14 Sq.m / 927.20 Sq.ft	86.52 Sq.m / 931.29 Sq.ft



*Balcony sizes vary

3 BEDROOM | TYPE A

AREA	MIN	MAX
SUITE AREA	110.9 Sq.m / 1193.71 Sq.ft	111.64 Sq.m / 1201.68 Sq.ft
BALCONY AREA	10.66 Sq.m / 114.74 Sq.ft	10.66 Sq.m / 114.74 Sq.ft
TOTAL BUILT-UP AREA	121.56 Sq.m / 1308.45 Sq.ft	122.3 Sq.m / 1316.42 Sq.ft



*Balcony sizes vary

3 BEDROOM | TYPE B

SUITE AREA 120.56 Sq.m / 1297.69 Sq.ft

BALCONY AREA 5.32 Sq.m / 57.26 Sq.ft

TOTAL BUILT-UP AREA 125.88 Sq.m / 1354.96 Sq.ft



*Balcony sizes vary

Symphony

ON THE PARK



TownSquareDXB

800-NSHAMA (674262)


NSHAMA Sales Centre Town Square Dubai, Al Qudra Road
NSHAMA.AE


NSHAMA 





THANKS FOR WATCHING


CONTACT US FOR MORE INFORMATION

 www.svrealstate.agency

 [svrealstate_agency](https://t.me/svrealstate_agency)

 [svrealstate_agency](https://wa.me/svrealstate_agency)

 svrealstate@agency

 +9 909 999 99 99